



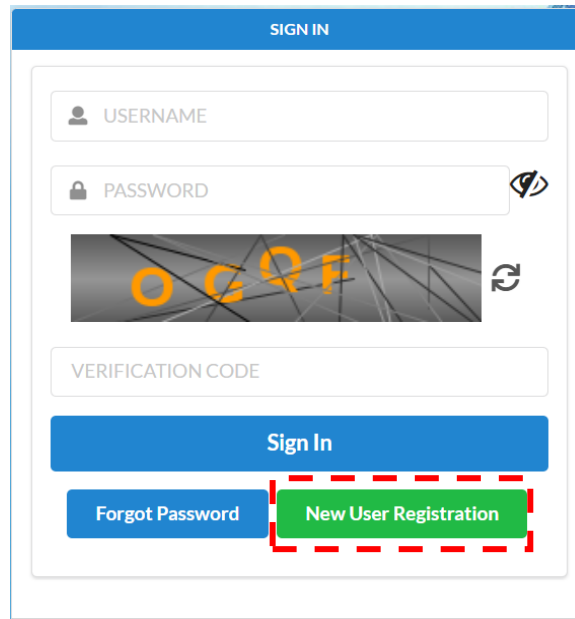
# **TATACARA MENDAFTAR AKAUN PENGGUNA MELALUI PORTAL EZBIZ**

**1 AUGUST 2024**

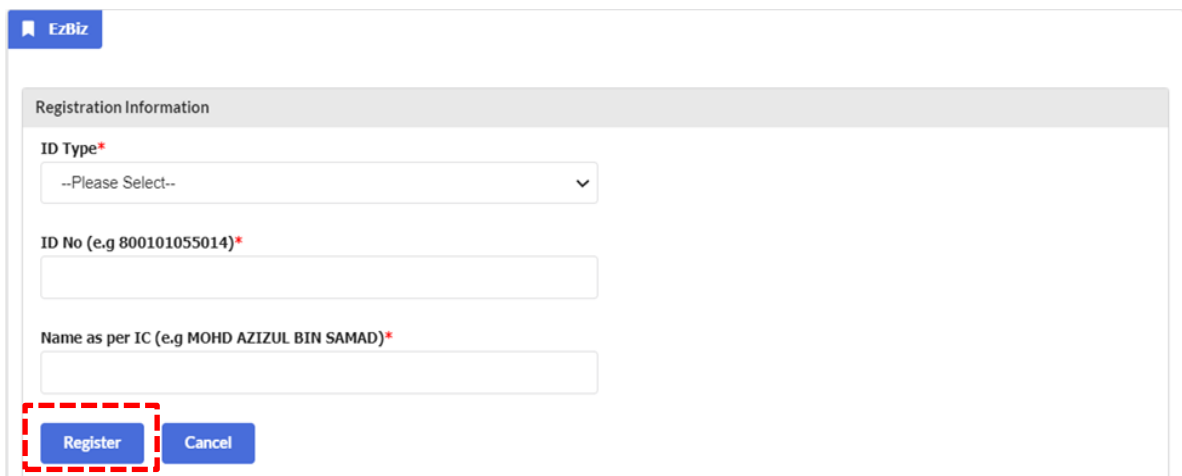
# PERMOHONAN MENDAFTARKAN AKAUN PENGGUNA MELALUI PORTAL EZBIZ

## A. DAFTAR SEBAGAI PENGGUNA PORTAL EZBIZ ([ezbiz.ssm.com.my](http://ezbiz.ssm.com.my))

1. a) Tekan **"New User Registration"**.



2. a) Isikan semua maklumat yang bertanda (\*).  
b) Selepas selesai, tekan **"Register"**.




3. a) Isikan semua maklumat yang bertanda (\*).

Registration Information

**Username\***


(Please key in from 5 until 40 character.)

**Password\***



(Password must contain at least one of lower case letters, upper case letters, digits and minimum 6 characters)

**Re-Type Password\***



**Email\***

**Re-Type Email\***

User Information

**Name\***

**ID Type** **ID No (e.g 800101055014)\*** **Colour\***

NRIC 770202105995 --Please Select--


**Nationality\***

--Please Select--

**Gender\***  FEMALE  MALE

**Date of Birth\*** **Race\***

02-Feb-1977 --Please Select--



Residential Address Information

**Residential Address\***

**Postcode\*** **City\***

68000 AMPANG

**Country\*** **State\***

MALAYSIA SELANGOR

**Mobile Phone No.\***

**Declaration:**

I have read and understood the [Protocol on E-Lodgement](#) and agree to the [Terms and Conditions](#) of the system.

- b) Tanda ✓ di bahagian "Declaration".
- c) Selepas selesai, tekan **"Save"**.

4. Pengguna akan menerima notifikasi e-mel untuk pengaktifan akaun pengguna Ezbiz. Sila hadir ke Pejabat SSM yang berdekatan atau kiosk Tap.It untuk pengaktifan akaun pengguna ezbiz.

EzBiz

• Please be informed that you have registered as an authorized user of EzBiz Portal using LoginId **HELENASUI**. Kindly check your email account [helenasui@gmail.com](mailto:helenasui@gmail.com) for further details.

Please proceed with the following steps for Ezbiz user account activation:

1. For ID activation, please go to the nearest SSM's Office for the safety purpose of Ezbiz Online User.  
**OR**
2. Kiosk Tap. It  
(Please refer location Kiosk tap.It at [Kiosk tap.IT](#))

Please refer user manual (Ezbiz ID Activation) in Ezbiz portal for more details.

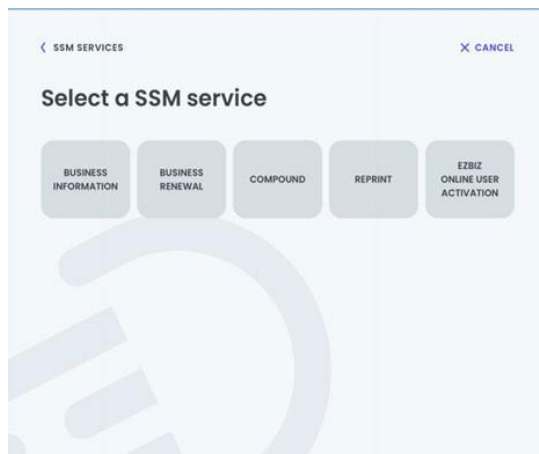
Should you have any queries or require any further information please contact SSM Hotline at [03-7721 4000](tel:03-77214000) or e-mail us [atenquiry@ssm.com.my](mailto:atenquiry@ssm.com.my).

Thank you.


# TATACARA PENGAKTIFAN AKAUN EZBIZ DI KIOS




Langkah 1 - Sentuh skrin untuk mulakan transaksi.



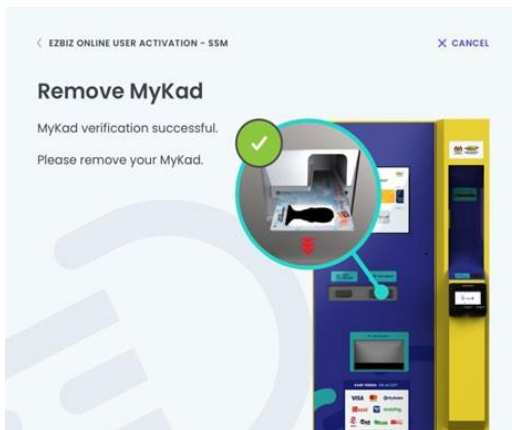
Langkah 2 - Pilih transaksi "EZBIZ ONLINE ACTIVATION".



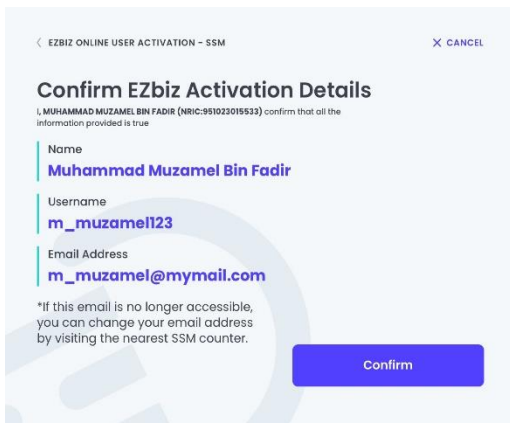
Langkah 3 - Masukkan MyKad di slot seperti di gambar.



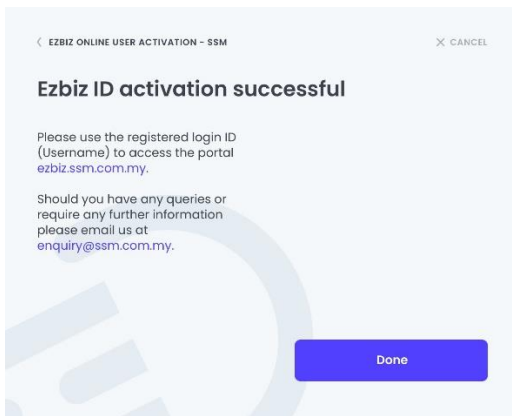
Langkah 4 - Imbas ibu jari.



Langkah 5 - Keluarkan MyKad.



Langkah 6- Sekiranya maklumat yang dipaparkan tepat, sahkan transaksi dengan menekan butang "confirm". Sekiranya terdapat ralat di maklumat, sila berhubung pegawai SSM di kaunter.



Langkah 7 - Maklumat pengaktifan akaun EZBIZ yang berjaya dipaparkan di skrin. Tekan butang "Done" untuk menamatkan transaksi.