



SURUHANJAYA SYARIKAT MALAYSIA
COMPANIES COMMISSION OF MALAYSIA
(Agensi di bawah KPDNHEP)



**TATACARA PENGGUNA EZBIZ PENDAFTARAN
PERNIAGAAN BARU
(SKIM 1 OKU 1 PERNIAGAAN)**

Versi 4.1

20 Oktober 2022

CARA-CARA PERMOHONAN PENDAFTARAN SKIM 1 OKU 1 PERNIAGAAN SSM MELALUI PORTAL EZBIZ ONLINE

A. PENDAFTARAN PENGGUNA OKU

1. **Sign In** ke dalam portal ezbiz.ssm.com.my menggunakan **Username & Password** yang telah didaftarkan.
2. Klik bahagian **User Profile** pada menu utama. Kemudian, klik **OKU Registration**.



3. Masukkan "**OKU Card No.**", sila pilih "**OKU Category**";
4. Klik "**Choose File**" dan sila lampirkan Kad OKU sebagai dokumen sokongan. Kemudian, klik butang "**Upload Attachment**";
5. Tanda ✓ di ruangan yang disediakan untuk bersetuju; dan
6. Tekan "**Submit Application**".

A screenshot of the OKU Registration form. The form is titled 'OKU Details' and includes fields for 'Reference No.', 'Registration Status', 'OKU Card No.', and 'OKU Category'. The 'OKU Card No.' and 'OKU Category' fields are highlighted with a red box. Below these fields is a section for 'Please Provide Supporting Document:' which includes a 'Select file' button, an 'Upload PDF File:' field, and a 'Choose File' button. The 'Upload Attachment' button is also highlighted with a red box. At the bottom of the form, there is a checkbox for confirmation and a 'Submit Application' button, which is highlighted with a red box. The 'Cancel' button is also visible.

7. Status pendaftaran akan memaparkan "**Pending Approval**".
8. Sekiranya pegawai telah meluluskan permohonan untuk pendaftaran sebagai pengguna OKU, status pendaftaran akan dipaparkan sebagai "**Approved**";
9. Proses pendaftaran telah selesai dan pengguna layak mendaftar dan memperbaharui perniagaan menggunakan S101P.

OKU Details

Reference No.
OKU202012280001

Registration Status
APPROVED

Application Date	Approval Date
28/12/2020	28/12/2020

OKU Card No.
2355347

OKU Category
MENTAL

[Download Attachment](#)

[Edit](#) [Cancel](#)

B. PERMOHONAN BERSTATUS "QUERY"

1. Permohonan akan dikueri jika lampiran tidak lengkap atau maklumat yang dimasukkan tidak tepat.
2. **Sign In** kembali ke dalam portal ezbiz.ssm.com.my menggunakan **Username & Password** yang telah didaftarkan.
3. Klik bahagian **User Profile** pada menu utama. Kemudian, klik **OKU Registration**.
4. Sila lihat bahagian "**SSM Officer Query**". Mohon untuk membalas dengan memasukkan jawapan berdasarkan kueri oleh pegawai di ruangan yang telah disediakan;
 - i) Klik "**Remove Attachment**" terlebih dahulu sebelum melampirkan salinan Kad OKU yang baru; atau
 - ii) Klik "**Edit**" sekiranya ingin mengubah maklumat OKU

5. Tanda ✓ di ruangan yang disediakan untuk bersetuju; dan

6. Tekan **"Re-submit Application"**.

OKU Details

Reference No.
OKU202012280001

Registration Status
QUERY

OKU Card No.*
2355347

OKU Category*
MENTAL

Please Provide Supporting Document:

Select file
Upload PDF File:*
Choose File No file chosen
Download Attachment Remove Attachment

SSM Officer Query
LAMPIRAN TIDAK JELAS, SILA LAMPIRKAN KAD OKU YANG LEBIH JELAS

My Query Answer

I confirm that the fact and information stated in this document are true. It is an offence under section 12 (1)(d) of Registration of Business Act 1956 to dishonestly makes any statement or furnishes any information to the Registrar under the provisions of this Act or of rules made thereunder whether such statement is verbal or in writing, which is false in any material particular or by reason of the omission of any material particular and which he either knows or has reason to believe is false, commits an offence and shall on conviction be liable to a fine not exceeding RM50,000 or to imprisonment for a term not exceeding two years or to both.

Re-submit Application Cancel

C. MEMBATALKAN PENDAFTARAN PENGGUNA OKU

1. Sekiranya ingin membatalkan pendaftaran sebagai pengguna OKU, tanda ✓ pada bahagian **"Tick to withdraw from OKU application incentive"**.
2. Isikan alasan untuk menarik diri daripada menjadi pengguna OKU;
3. Tekan **"Withdraw Application"**; dan
4. Pengguna tidak lagi layak mendaftar dan memperbaharui perniagaan menggunakan insentif S101P.

Please Provide Supporting Document:

Select file
Upload PDF File:*

Choose File No file chosen

Download Attachment Remove Attachment

Tick to withdraw from OKU application incentive

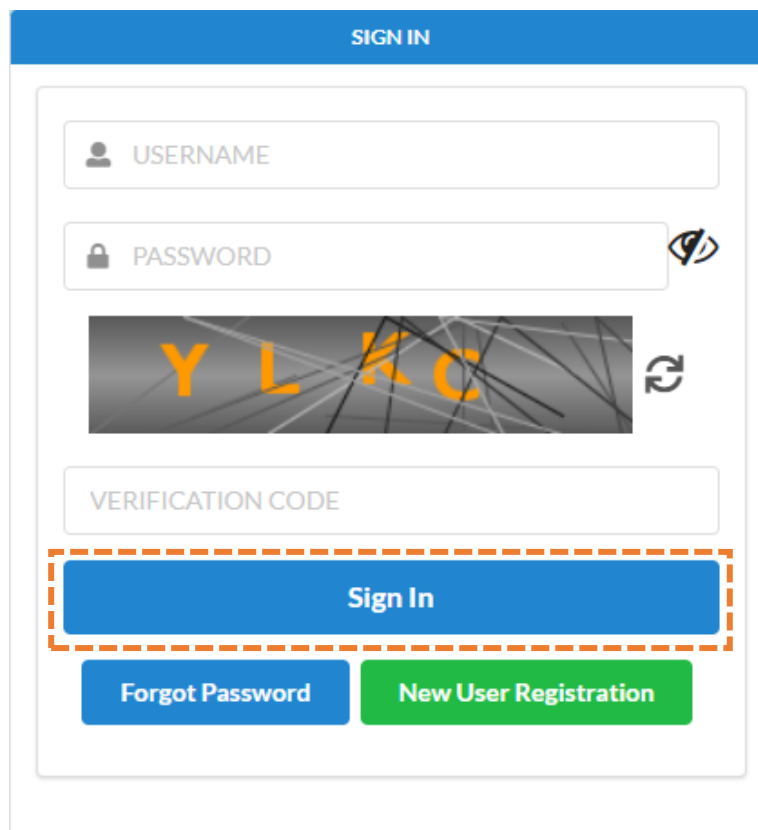
Pls keyin reason for the withdraw

WITHDRAW APPLICATION

Cancel

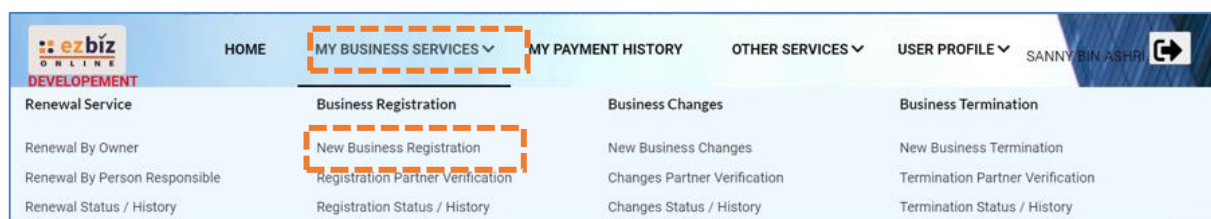
D. CARA MENGEMUKAKAN PERMOHONAN PENDAFTARAN PERNIAGAAN BARU

1. Layari portal ezbiz.ssm.com.my;
 - (a) Masukkan **"USERNAME"**
 - (b) Masukkan **"PASSWORD"** – boleh klik ikon mata jika ingin lihat **"password"** yang ditaip
 - (c) Masukkan **"VERIFICATION CODE"**
 - (d) Klik **"Sign In"**



2. Klik **"My Business Services"**

- (a) Klik **"New Business Registration"**



3. "Main Information"

- (a) Sila pilih "**Name Type**" sama ada:
 - i. "**Trade Name**"- Menggunakan Nama Tred.
 - ii. "**Personal Name**" - Menggunakan nama sendiri seperti dalam Kad Pengenalan (MyKad/MyPR)
- (b) Masukkan "**Business Start Date**"
- (c) Masukkan "**Partnership Agreement Date**" (jika ada)
- (d) Pada bahagian "**Incentive**", sila pilih "**Skim 1 OKU 1 Perniagaan (S1O1P)**"
- (e) Sila pilih "**Registration Period**" dengan membuat pilihan bermula 1 tahun hingga 5 tahun. Pengecualian bayaran adalah untuk **tahun pertama sahaja**.
- (f) Pada bahagian "**Business Info**", pilih "**Yes**" untuk membeli maklumat perniagaan (Business Info). Bayaran sebanyak **RM10.00** akan dikenakan.
- (g) Status akan menunjukkan "**DATA ENTRY**"

Main Information

Name Type*
--Please Select--

Business Name*

For Nurseries/Taska, Care Centre/Pusat Jagaan, Kindergarten/Tadika, Tuition Centre/Pusat Tuisyen, Enrichment Centre/Pusat Perkembangan, School/Sekolah must proceed to the nearest SSM counter.
Guidelines for Business Name Application

Tahukah anda, Pendaftaran SSM BizTrust adalah PERCUMA sehingga 31 MAC 2019
Sila layari <https://biztrust.ssm.com.my> untuk pendaftaran

Business Start Date*
01-Mar-2022

Partnership Agreement Date (if applicable)

Incentive (Usahawan B40 / Pelajar IPT / OKU)
Not Applicable
--Please Select--
Not Applicable
Skim 1 OKU 1 Perniagaan (S1O1P)
Skim Pendaftaran Perniagaan Prihatin (SPPP) SSM
1 Year

Business Info
YES

4. Sila pilih:

- (a) **"Has Branch(es)?"** – Pilih klik **"YES"** jika ada cawangan. Pilih **"NO"** jika tiada cawangan.
- (b) **"Is Online Seller?"** – Pilih klik **"YES"** jika perniagaan secara atas talian. Pilih klik **"NO"** jika tidak berkenaan.

Has Branch(es) ?*

Is Online Seller ?

5. **"Business Address" dan "Mailing Address"**

- (a) Masukkan bahagian yang bertanda *
- (b) Klik POSKOD terlebih dahulu, senarai **"TOWN"** akan keluar
- (c) Jika **"Mailing Address"** sama dengan **"Business Address"** tekan **"Copy From Business Address"**
- (d) Tekan butang **"Next"**

Business Address	Mailing Address
<input type="button" value="Copy From Profile Address"/>	<input type="button" value="Copy From Business Address"/>
Business Address*	Address*
<input type="text"/>	<input type="text"/>
<input type="text"/>	<input type="text"/>
<input type="text"/>	<input type="text"/>
Postcode*	Postcode*
<input type="text"/>	<input type="text"/>
Town*	Town*
<input type="text"/>	<input type="text"/>
<input type="text" value="--Fill in Postcode First--"/>	<input type="text" value="--Fill in Postcode First--"/>
State	State*
<input type="text"/>	<input type="text"/>
Tel No	Tel No
<input type="text"/>	<input type="text"/>
Mobile No*	Mobile No
<input type="text"/>	<input type="text"/>
Email	Email
<input type="text"/>	<input type="text"/>

6. **"Branches Information"** (hanya terpapar jika pilih **"YES"**)
- (a) Masukkan bahagian yang bertanda *
 - (b) Klik **"Add/Update Branch"**.
 - (c) Sebarang pertambahan cawangan akan dikenakan bayaran RM5.00 setahun untuk satu cawangan
 - (d) Tekan butang **"Next"**

Branches Information *(if applicable)

Notes:
1. Address for branches should not be the same with principal business address
2. Address for each branches should not be the same.
3. P.O. Box is not allowed.

Address *

NO. 88 JALAN 88

TAMAN 88

Postcode* 53000 Town KUALA LUMPUR

State* W.P KUALA LUMPUR

Branch URL (Website, FB, etc)

Add/Update Branch

Branch No	Address	Action
Showing 0 to 0 of 0		

« < > »

Previous Next

7. **"Business Information"**

- (a) Nyatakan jenis perniagaan di ruangan **"Business Description"**. Sila pastikan jenis perniagaan adalah bersesuaian dengan nama perniagaan. Contoh nama perniagaan adalah Restoran Seri Murni dan jenis perniagaan yang bersesuaian adalah menjual makanan dan minuman sahaja.
- (b) Kemudian, klik **"Add Business Code"**

Business Information

Types Of Business (Example: Retail Sale Of Food Products, Electrical Installation And Wholesale Of Clothing)*

MAKANAN DAN MINUMAN, PAKAIAN

You have 1472 characters remaining for your description.

Add Business Code

Please add at least one business code.

No	Business Code	Description	Action
Showing 0 to 0 of 0			

« < > »

- (c) Isikan jenis perniagaan dalam kotak **"Keyword"** dan klik **"Search"**
- (d) Pilih **"Business Code"** yang berkaitan sekurang-kurangnya 1 pilihan dan klik **"Add Selected Code"**

The screenshot shows a web application interface for business registration. A modal window is open with the title 'Keyword'. The search term 'MAKANAN' is entered in the input field. Below the input field are two buttons: 'Search' and 'Add Selected Code'. The 'Add Selected Code' button is highlighted with a red box. Below the buttons is a table with columns 'Business Code', 'Description', and 'Action'. The table contains five rows of business codes and descriptions. The third row, with Business Code '10301' and Description 'PENGBUATAN PRODUK MAKANAN BUAH-BUAHAN DAN SAYUR-SAYURAN (MANUFACTURE OF FRUITS AND VEGETABLES FOOD PRODUCTS)', has its checkbox in the 'Action' column checked and highlighted with a red box. The background interface shows a 'Registration Period' of '1 Year', 'Business Info' set to 'YES', and 'Status' set to 'DATA ENTRY'. There are also 'Previous' and 'Next' buttons at the bottom right of the modal.

Business Code	Description	Action
03218	OPERASI LADANG TERMAKAN CACING LAUT UNTUK MAKANAN IKAN (OPERATION OF MARINE WORM FARMS FOR FISH FEED)	<input type="checkbox"/>
10203	PENGELUARAN MAKANAN BERASASKAN IKAN UNTUK MANUSIA ATAU HAIWAN (PRODUCTION OF FISH MEALS FOR HUMAN CONSUMPTION OR ANIMAL FEED)	<input type="checkbox"/>
10301	PENGBUATAN PRODUK MAKANAN BUAH-BUAHAN DAN SAYUR-SAYURAN (MANUFACTURE OF FRUITS AND VEGETABLES FOOD PRODUCTS)	<input checked="" type="checkbox"/>
10750	PENGBUATAN MAKANAN DAN HIDANGAN TERSEDIA (MANUFACTURE OF PREPARED MEALS AND DISHES)	<input type="checkbox"/>
10799	PENGBUATAN PRODUK MAKANAN LAIN T.T.T.L.	<input type="checkbox"/>

- (e) Setelah selesai, Tekan butang **"Next"**

Nota:


- Jenis perniagaan yang ingin dijalankan **MESTI** ditaip di ruangan **Business Description** manakala bagi **Business Code** perlulah dipilih sekurang-kurangnya satu kod. Namun, kod yang dipilih tidak akan terpapar di sijil SSM dan maklumat perniagaan (**Business Code** yang dipilih hanya untuk kegunaan dalaman SSM sahaja)

8. "Owner Information"

- (a) Klik ikon di "**Action**" untuk menyemak atau mengemaskini maklumat pemilik.

Owners Information

MyKad No* [Add Partner](#)

No	Name	Id No	Verification Status	Action
1	MOHD SYAHMI BIN MAD YASIR		VERIFIED	

Showing 1 to 1 of 1

<< < 1 > >>

[Previous](#) [Next](#)

- (b) Bahagian pemilik akan terpapar secara automatik kerana pemilik telah membuat verifikasi sebelum membuat permohonan.

- (c) Selepas kemaskini maklumat, sila tekan **"update"** manakala jika tiada perubahan maklumat sila tekan **"close"**
- (d) Tekan butang **'Next'**.

The screenshot shows a registration form for MOHD SYAHMI BIN MAD YASIR. The form is displayed in a modal window over a background registration page. The form includes the following fields:

- Name : MOHD SYAHMI BIN MAD YASIR
- IC No : [] Color : Blue
- Date of Birth : [] Gender : MALE
- Race : MELAYU Others Race : []
- Nationality : MALAYSIAN Original Country : []
- Address* : MENARA SSM
- MyKad No* : []
- Postcode* : 53000
- Town* : KUALA LUMPUR
- State* : W.P KUALA LUMPUR
- Tel. No. : []
- Mobile. No.* : []

The background page shows the registration period set to 1 Year, Business Info set to YES, Status set to DATA ENTRY, and Owners Information table with 1 owner: MOHD SYAHMI BIN MAD YASIR. The form is displayed in a modal window with a 'WICKET AJAX DEBUG' button at the bottom right.

9. "Fee & Declaration"

- (a) Semak bahagian bayaran dan tandakan di bahagian Deklarasi.
- (b) Klik **"Preview"** untuk membuat semakan permohonan.

Fees & Declaration			
Item	Amount	Unit	Total (RM)
Registration of Business	60.00	1 Year(s)	60.00
Branches	0.00	1 Year(s)	0.00
Business Info	10.00	1	10.00
Incentive (Skim 1 OKU 1 Perniagaan (S1O1P))			
Registration of Business	-60.00	1 Year(s)	-60.00
Total Amount			10.00

confirm that the fact and information stated in this document are true. It is an offence under section 12 (1)(d) of Registration of Business Act 1956 to dishonestly makes any statement or furnishes any information to the Registrar under the provisions of this Act or of rules made thereunder whether such statement is verbal or in writing, which is false in any material particular or by reason of the omission of any material particular and which he either knows or has reason to believe is false, commits an offence and shall on conviction be liable to a fine not exceeding RM50,000 or to imprisonment for a term not exceeding two years or to both.

Previous

Preview

10. **Resit dan Pembayaran**
(a) Klik **Submit Payment**

Fees & Declaration

Edit BackSubmit Payment

(b) Resit akan dikeluarkan dan selesai.

INVOICE


SURUHANJAYA SYARIKAT MALAYSIA
COMPANIES COMMISSION OF MALAYSIA

Suruhanjaya Syarikat Malaysia (SSM) Menara SSM@Sentral No 7, Jalan Stesen Sentral 5 Kuala Lumpur Sentral 50623 Kuala Lumpur Tel : 03-2299 4400	Receipt No : EB20220302000001 Reference No. : EB-A20220302000001 Approval Code : Payment Mode : INCENTIVE Transaction ID : EZ20220302000001 Payment Date : 02/03/2022 03:36:04 PM
---	--

SRI PAHANG
970707105776
10A JALAN 10B
TAMAN SEPELUH
56100 KUALA LUMPUR
WILAYAH PERSEKUTUAN KUALA LUMPUR


* E B 2 0 2 2 0 3 0 2 0 0 0 0 1 *

NO.	DESCRIPTION	AMOUNT (RM)
1	REGISTRATION OF BUSINESS (TRADE NAME) DONBASS GLOBAL	60.00
2	INCENTIVE FOR OKU REGISTRATION OF BUSINESS	-60.00
Total		0.00
Amount Received		0.00
Change		0.00

PRINT

Nota:

- Bayaran perlu dibuat secara online dengan klik butang **“Pay Online”** jika terdapat bayaran untuk permohonan S101P kerana telah memilih untuk membeli maklumat perniagaan (business info) atau terdapat cawangan yang ingin didaftarkan sebelum resit akan dikeluarkan.

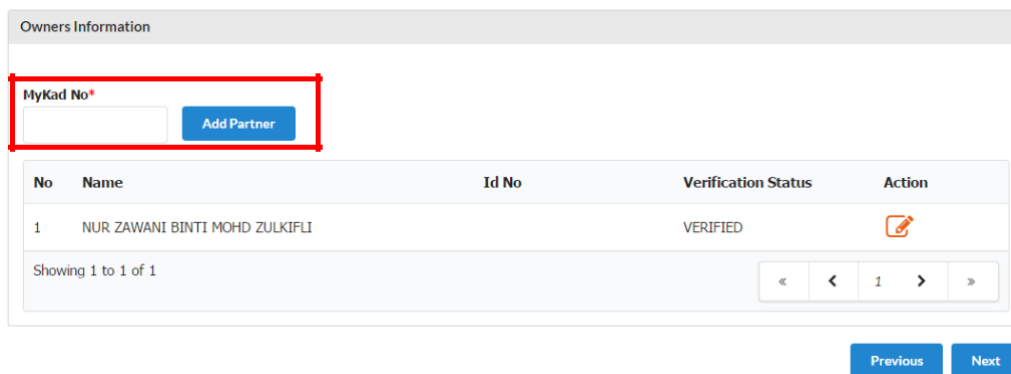
E. CARA-CARA MENAMBAH RAKAN KONGSI

Untuk Skim 1 OKU 1 Perniagaan, sila pastikan rakan kongsi adalah dari golongan yang layak untuk skim ini, iaitu pengguna Ezbiz yang berdaftar sebagai OKU dan tidak memiliki perniagaan yang aktif.

Jika rakan kongsi bukan dari golongan yang dinyatakan, permohonan tidak layak untuk didaftarkan di bawah skim ini.

1. "Owner Information"

- Masukkan no. kad pengenalan di ruangan bertanda *
- Klik "Add Partner"

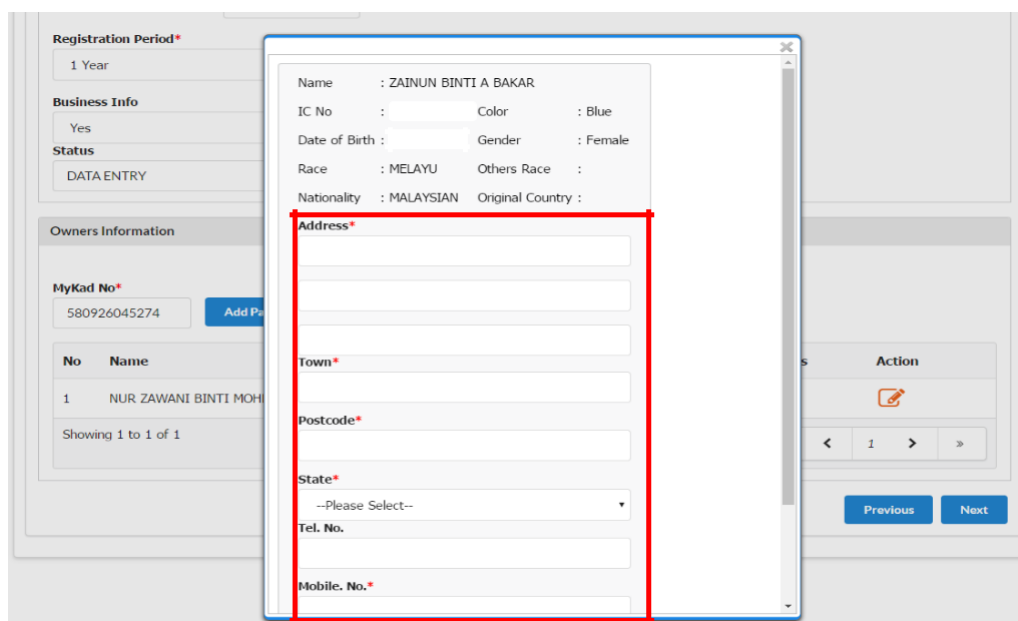


No	Name	Id No	Verification Status	Action
1	NUR ZAWANI BINTI MOHD ZULKIFLI		VERIFIED	

Showing 1 to 1 of 1

Previous Next

- Paparan maklumat rakan kongsi yang ditambah akan terpapar
- Sila isi alamat rakan kongsi



Registration Period*
1 Year

Business Info
Yes

Status
DATA ENTRY

MyKad No*
580926045274

Add Partner

No Name
1 NUR ZAWANI BINTI MOHD ZULKIFLI

Showing 1 to 1 of 1

Previous Next

Name : ZAINUN BINTI A BAKAR
IC No : Color : Blue
Date of Birth : Gender : Female
Race : MELAYU Others Race :
Nationality : MALAYSIAN Original Country :
Address*
Town*
Postcode*
State*
--Please Select--
Tel. No.
Mobile. No.*

Previous Next

(e) Klik **“Update Owners”**

Registration Period*
1 Year

Business Info
Yes
Status
DATA ENTRY

Owners Information

MyKad No*
580926045274 Add Pa

No	Name
1	NUR ZAWANI BINTI MOH

Showing 1 to 1 of 1

Nationality : MALAYSIAN Original Country :

Address*
AA

Town*
BB

Postcode*
68000

State*
SELANGOR

Tel. No.

Mobile. No.*
045887458|

Verification Status
PENDING UPDATE ADDRESS

Update Owners Close

Action
Previous Next

2. Maklumat rakan kongsi yang ditambah akan **menjadi “PENDING VERIFICATION”**

Owners Information

MyKad No*
580926045274 Add Partner

No	Name	Id No	Verification Status	Action
1	NUR ZAWANI BINTI MOHD ZULKIFLI		VERIFIED	
2	ZAINUN BINTI A BAKAR		PENDING VERIFICATION	

Showing 1 to 2 of 2

Previous Next

3. Pemohon tidak boleh **“Submit Payment”** selagi rakan kongsi yang ditambah belum membuat verifikasi.

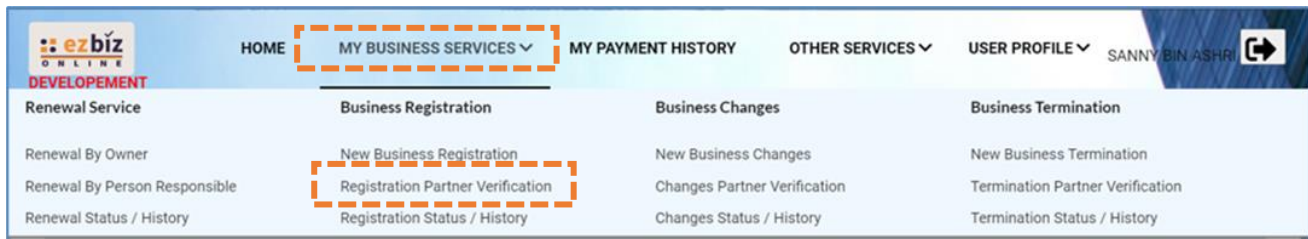
All Error must be fix before submit for payment.
• Partner ZAINUN BINTI A BAKAR must verify this form first before submission.

Previous Submit Payment

F. CARA-CARA MEMBUAT PENGESAHAN RAKAN KONGSI ("PARTNER VERIFICATION")

1. Klik "My Business Services"

(a) Klik "Registration Partner Verification"





2. Maklumat perniagaan yang dimohon akan dipaparkan

(a) Klik butang

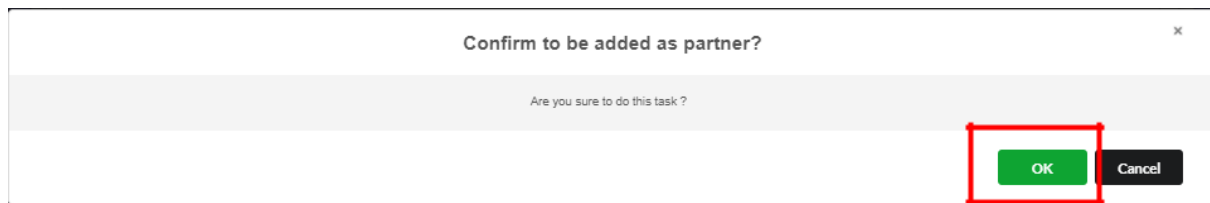
3. Klik "Next" sehingga ke bahagian "Owner Information"

(a) Klik ikon

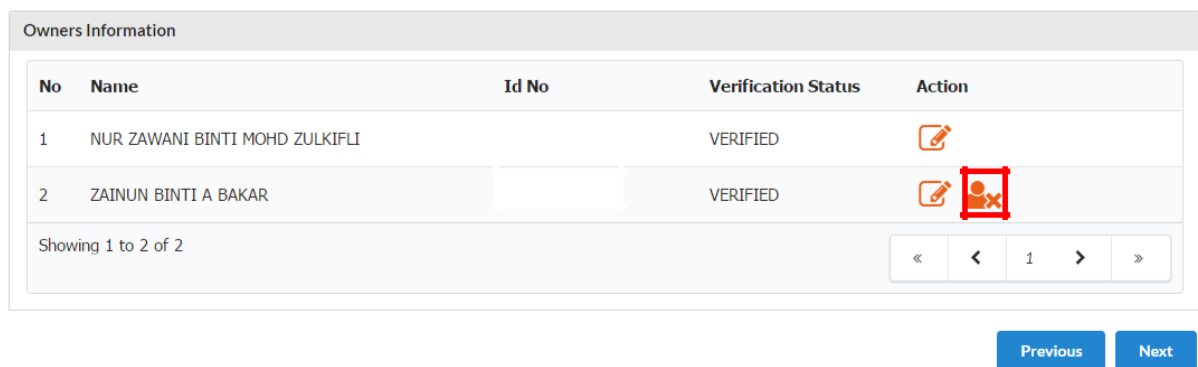
No	Name	IC No	Verification Status	Action
1	IYLIAA FAHMI BIN ISHAK NO. 2 LORONG BENDERA MUDA, TAMAN BUKIT BENDERA 28400 MENTAKAB PAHANG	840618146485	VERIFIED	
2	IRIS BINTI IYLIAA NO. 43 JALAN PERTANIAN TAMAN UNIVERSITI 81300 JOHOR BAHRU JOHOR	040404144004	PENDING VERIFICATION	

Showing 1 to 2 of 2

(b) "Pop up box" akan keluar dan klik "OK"



4. Rakan kongsi yang ditambah boleh klik ikon "X" di bahagian "Action" jika ingin batalkan sebagai rakan kongsi



A screenshot of a table titled "Owners Information". The table has four columns: "No", "Name", "Id No", "Verification Status", and "Action". There are two rows of data. The first row has "1" in the "No" column, "NUR ZAWANI BINTI MOHD ZULKIFLI" in the "Name" column, a blank "Id No" column, and "VERIFIED" in the "Verification Status" column. The "Action" column for the first row contains an edit icon. The second row has "2" in the "No" column, "ZAINUN BINTI A BAKAR" in the "Name" column, a blank "Id No" column, and "VERIFIED" in the "Verification Status" column. The "Action" column for the second row contains an edit icon and a red "X" icon. Below the table, it says "Showing 1 to 2 of 2". At the bottom right, there are "Previous" and "Next" buttons.

No	Name	Id No	Verification Status	Action
1	NUR ZAWANI BINTI MOHD ZULKIFLI		VERIFIED	
2	ZAINUN BINTI A BAKAR		VERIFIED	

5. Pemohon akan menerima emel notifikasi bahawa rakan kongsi yang hendak ditambah bersetuju untuk menjadi rakan kongsi perniagaan.

SUBJECT: EZBIZ ONLINE |ACCEPT PARTNER OF BUSINESS REGISTRATION APPLICATION FOR (EB-A2016080400004:QZZ TRADING)

EzBiz Administrator <ezbizadmin@ssm.com.my>

Sent: Thu 4/8/2016 11:31 AM

To: Nur Zawani Mohd Zulkifli (RSD)

Dear Sir/Madam,

This is to inform that ZAINUN BINTI A BAKAR **ACCEPTED** your request as business partner.

Reference No: EB-A2016080400004

Business Name: QZZ TRADING

Should you have any queries or require any further information please contact us at 603-7721 4000.

Thank you for using our services.

6. Pemohon boleh menyemak semula dengan log in portal EZBIZ Online
 - (a) Rakan kongsi yang ditambah bertukar status **"VERIFIED"**
 - (b) Jika pemohon ingin membatalkan kemasukan rakan kongsi baru **"klik"** ikon **"padam"** di ruangan **"Action"**.

Owners Information

MyKad No* [Add Partner](#)

No	Name	Id No	Verification Status	Action
1	NUR ZAWANI BINTI MOHD ZULKIFLI	8807070E	VERIFIED	
2	ZAINUN BINTI A BAKAR	5809260	VERIFIED	

Showing 1 to 2 of 2

[Previous](#) [Next](#)

G. CARA "DISCARD" TRANSAKSI SEBELUM HANTAR PERMOHONAN

1. Pergi ke menu dan klik **'My Business Services'**

- (a) Klik **"Registration Status / History"**

ezbiz ONLINE DEVELOPEMENT

HOME **MY BUSINESS SERVICES** MY PAYMENT HISTORY OTHER SERVICES USER PROFILE SANNY BIN ASHRI

Renewal Service	Business Registration	Business Changes	Business Termination
Renewal By Owner	New Business Registration	New Business Changes	New Business Termination
Renewal By Person Responsible	Registration Partner Verification	Changes Partner Verification	Termination Partner Verification
Renewal Status / History	Registration Status / History	Changes Status / History	Termination Status / History

2. Pergi ke menu **"Draft"**

- (a) Pilih transaksi dan klik butang **"Action"**

Draft In Process Query Approved/Reject Cancel Incentive

Ref. Noss	Business Name	Status	Update Date	Action
EB-A2021031900001	ZAWANAH BRILLIANT ENTERPRISE	Data Entry	13/10/2021 10:49:23 AM	

3. Status **"Data Entry"**.


- (a) Skrol ke bawah, klik **"Discard Application"**

Discard Application [Next](#)

H. SEMAKAN STATUS PERMOHONAN SKIM 1 OKU 1 PERNIAGAAN

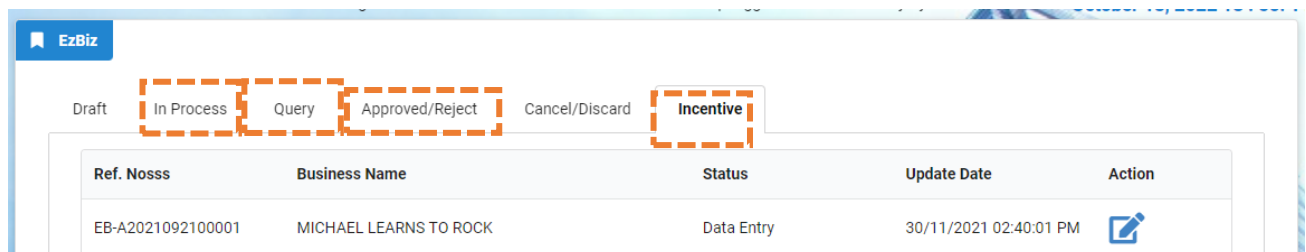
1. Klik "My Business Services"

(a) Klik "Registration Status / History"



2. Semakan status permohonan pada tab:

- (a) Tab **"In Process"** – Permohonan masih dalam proses untuk semakan pendaftaran baharu.
- (b) Tab **"Query"** – Permohonan dikuiiri perlu dikemaskini diruang berkaitan dan dijawab kuiiri tersebut. Klik button action untuk menjawab kuiiri tersebut. Selepas mengemaskini dan jawab kuiiri, sila hantar semula untuk permohonan diproses.
- (c) Tab **"Approved/Reject"** – Permohonan diluluskan dan perlu download sijil/maklumat perniagaan dalam tempoh 14 hari dari tarikh kelulusan.



I. CARA MUAT TURUN SIJIL DAN MAKLUMAT PERNIAGAAN

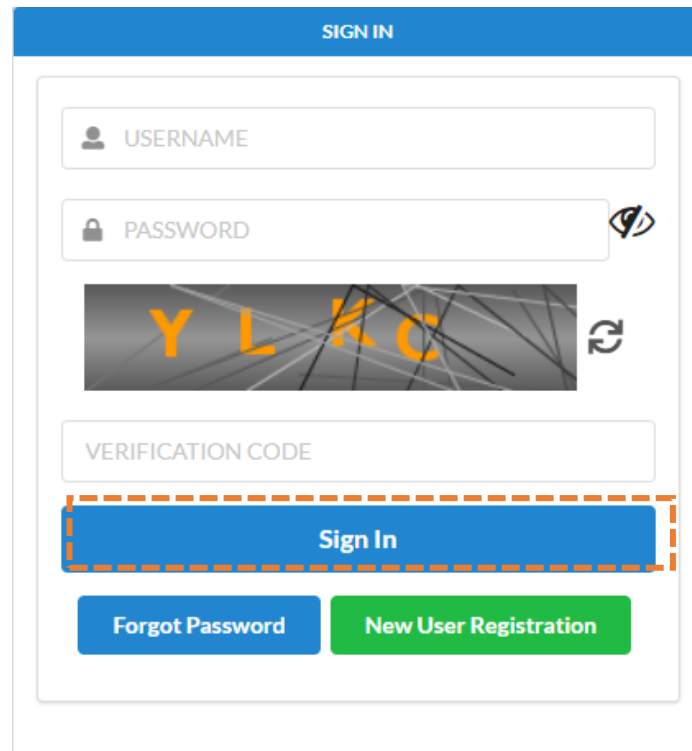
1. Layari portal ezbiz.ssm.com.my

(a) Masukkan **"USERNAME"**

(b) Masukkan **"PASSWORD"** – boleh klik ikon mata jika ingin lihat kata laluan yang telah ditaip.

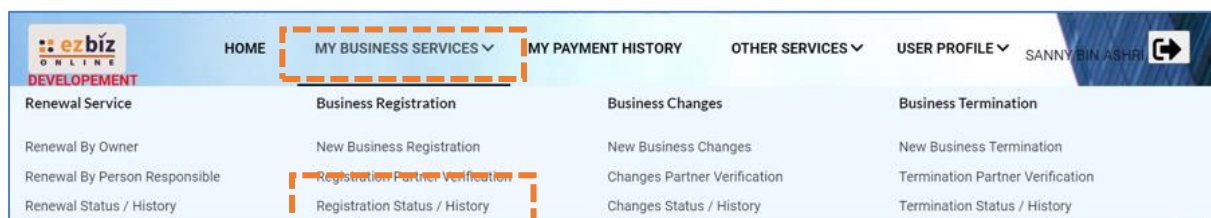
(c) Masukkan **"VERIFICATION CODE"** dan,

(d) Klik **"Sign In"**



2. Pergi ke menu dan klik **"My Business Services"**

(a) Klik **"Registration Status / History"**





3. Klik Tab **"Approved/Reject"** dan klik butang **"Action"** 

Pengaktifan ID Ezbiz Online boleh dilaksanakan melalui panggilan video. October 18, 2022 13 : 38

EzBiz

Draft In Process Query **Approved/Reject** Cancel/Discard Incentive

Ref. Noss	Business Name	Status	Update Date	Action
EB-A2022092000001	GIG PARTY BUSINESS	Approved	20/09/2022 11:42:44 AM	
EB-A2019091300001	YAKTER TRADING	Approved	20/09/2022 11:40:30 AM	

4. Sistem akan memaparkan maklumat permohonan yang telah diluluskan. Klik **"Download Certificate"** dan **"Download Business Info"**

[Download Borang A](#) [Download Certificate](#) [Download Business Info](#) [Buy CTC Certificate](#)

Should you have any queries or require any further information please contact us at 603-7721 4000 or email at enquiry@ssm.com.my

IS YOUR TRADEMARK REGISTERED YET?

READ ON FOR MORE INFORMATION ON THE BENEFITS AND REGISTRATION PROCESS [HERE](#).

Nota:

- Butang **"Download Business Info"** hanya wujud jika pembelian maklumat dibuat sewaktu membuat permohonan.